

COMMERCIAL GRADE PRODUCT FOR THE INTERCONNECT

ASADR401
Advanced Ring Detection



INSTALLATION AND REFERENCE GUIDE
Online Registration Available at
www.commandcommunications.net

COMMAND
COMMUNICATIONS

Operation

The ASAP DR401 is a 4-port device designed to operate with the phone company's Distinctive Ring service, allowing connection of up to 4 separate telecommunication devices to a single telephone line.

The phone company's Distinctive Ring service (DRS) is offered in most areas across the U.S. Phone companies offer this service under various names, check with your local phone company for details.

When multiple phone numbers are added to a single line, the ASAP DR401 works smoothly to process calls without depending on access codes or transfer tones.

The ASAP DR401 will suppress the first incoming ring from passing to any ports. The second ring will be transferred to the appropriate port as designated:

- port P1 ----- standard ring**
- port P2 ----- two-burst ring (short-short)**
- port P3 ----- three-burst ring**
 - (short-short-long), (short-short-short),**
 - (long-long-long), (long-short-short),**
 - (short-long-long)**
- port P4 ----- three-burst ring**
 - (short-long-short), (long-short-long),**
 - (long-long-short)**

The ASAP DR401 can be used in virtually any application. Listed below are a few of the most common applications using the ASAP DR401:

- Children's Rooms
- Roommates
- Phone, fax, computer
- Multiple offices
- Security systems
- Offices, breakrooms, & lobbies
- Credit authorization terminals
- Departments in a retail environment
- Tank sensing devices
- Polling equipment for remote locations

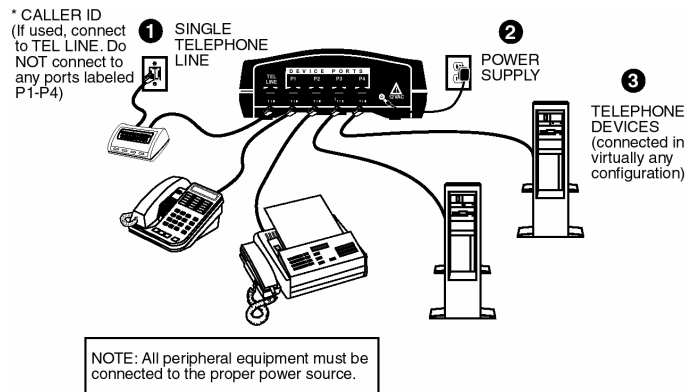
Each device is allowed unlimited and exclusive connection time to the phone line. Any other device connected to the ASAP DR401 attempting to access the line during a call will receive a busy tone until the original call is complete.

Space is provided on the ASAP DR401 faceplate for documentation of connected devices. The corresponding red LED (Light Emitting Diode) will light when a device is connected to the telephone line.

WARNING: According to standard industry practice, surge protection is recommended for use with all electronic devices. A surge suppressor and/or line conditioning should be used on the input power supply, as well as the connected telephone line.

Contact our toll-free Customer Service at 1-888-843-4399 for questions about installation, operation or for application possibilities.

INSTALLATION (on a single telephone line)



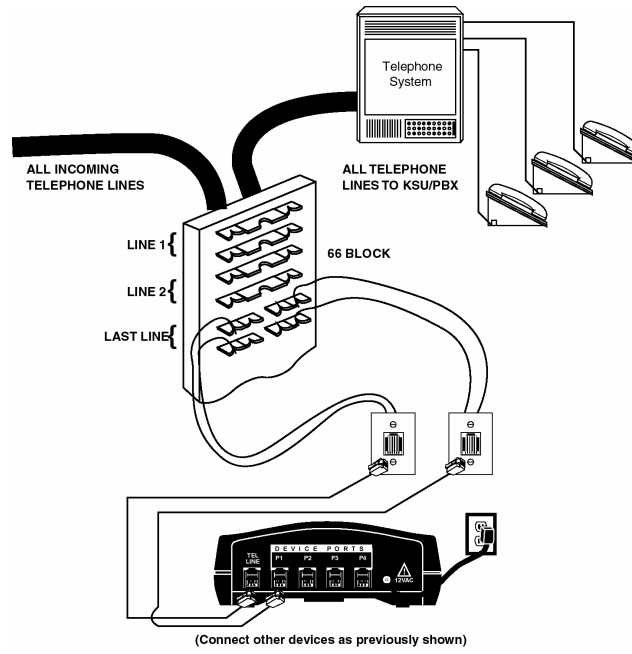
1. Connect the incoming telephone line to the TEL LINE port.
2. Plug the small end of the AC power cord into the power input port labeled "12 VAC" on the back of the DR401. Plug the AC adapter into a standard 120-volt outlet. (Only use a 12VAC, 0.4 - 1.0A, Class 2 power source with the DR401.)
3. Connect telephone devices to the ports labeled P1, P2, P3 and P4.

* Caller ID requires service activation from the phone company.

(continued on page 4)

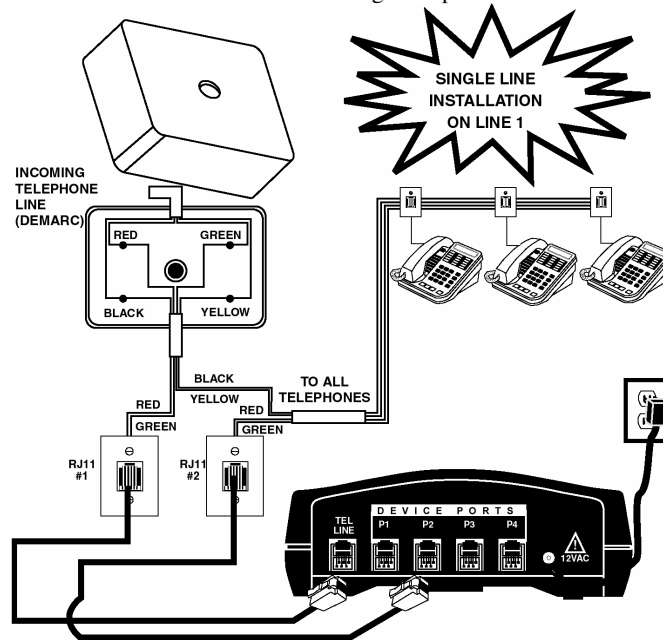
In this installation, phones not connected to the ASAP DR401 will ring on every call regardless of the call destination. For installation/operation without interference, see "Installation at the DEMARC."

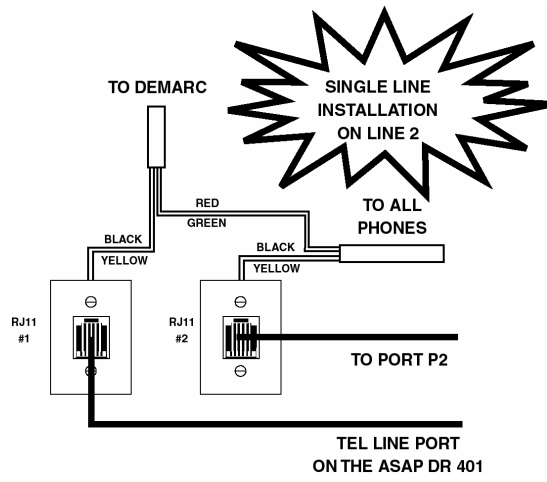
INSTALLATION (on a typical phone system)



Installation at the DEMARC

The following diagram shows an installation at the point of DEMARC on line 1. Once connected in this configuration, the telephones will not ring on an inbound call unless the ASAP DR401 transfers a call to a designated port.





Three year limited warranty/Service information

WARRANTOR: Command Communications, Inc.

ELEMENTS OF WARRANTY: Command Communications, Inc. warrants, for the duration of this warranty, the ASAP DR 401 (hereafter referred to as the "Product") to be free from defects in materials and craftsmanship with only the limitations or exclusions set out below.

WARRANTY DURATION: This warranty shall terminate and be of no further effect three years after the date of original purchase of the Product or at the time the Product is (A) damaged or not maintained as reasonable and necessary, (B) modified, (C) improperly installed, (D) repaired by someone other than the warrantor for defect or malfunction covered by this warranty, (E) used in a manner or purpose for which the Product was not intended, (F) damaged by an act of God (such as a lightning strike), or (G) sold by the original purchaser.

STATEMENT OF REMEDY: In the event the product does not conform to this warranty at any time that this warranty is in effect, the warrantor shall repair the defect, return it to you without charge for parts, service, or any other costs incurred by the warrantor or its representative in connection with the performance with this warranty.

This warranty does not cover or provide for the reimbursement or payment of incidental or consequential damages. Some states do not allow this exclusion or limitation of incidental or consequential damages, so the above exclusion or limitation may not apply to you.

SERVICE INFORMATION/PROCEDURE FOR OBTAINING PERFORMANCE OF WARRANTY:

1. Pack the ASAP DR 401 in the original carton or equivalent.
2. Enclose a copy of the bill of sale or other documentation showing original purchase date.
3. Contact the dealer where you purchased the ASAP DR 401, or call the service center listed below to obtain a return material authorization number (RMA #).
4. Mail the above prepaid and insured to the warrantor at:

Command Communications, Inc.
7025 South Fulton Street, #120
Centennial, CO 80112
(303) 792-0870
Fax (303) 792-0899
Customer Service: 1-888-843-4399
Customer Service email: ccitech@commandcom.net
Web Site: www.commandcommunications.net

NOTE: Any unit returned without an RMA # clearly marked on the exterior package will be refused and returned at the sender's expense.

Command Communications, Inc. cannot be held responsible for any loss or damage in transit.

Please retain proof of purchases to establish date of original purchase. Your warranty starts with the date of original purchase.

LEGAL REMEDIES: This warranty gives you specific legal rights, and you may also have rights that vary from state to state.

Though every effort has been made to ensure accuracy, these instructions may include technical or typographical errors. Content of these instructions may be changed from time to time due to product improvement. These changes will be incorporated in new editions of these instructions. We disclaim liability for any changes, errors, or omissions.

International return policy

Command Communications, Inc. does not guarantee that this product will be compatible with the telecommunications systems of all countries. Modifications may have been made to products in order to function in certain locations. Therefore, it is best to purchase our products in the country in which it will be used.

If this product is purchased outside the U.S. from an authorized Command Communications' dealer, it should be returned for repair at the location where it was purchased, as provisions have been established to handle warranty repair outside the U.S.

If you send the product directly to Command Communications for repair, you will be responsible to pay all freight, handling, and Custom charges (both ways).

REGISTRATION INFORMATION

This equipment complies with Part 68 of the FCC rules and the requirements adopted by the ACTA. On the bottom of this equipment is a label that contains, among other information, a product identifier in the format US:AAAEQ##TXXXX. If requested, this number must be provided to the telephone company.

A plug and jack used to connect this equipment to the premises wiring and telephone network must comply with the applicable FCC Part 68 rules and requirements adopted by the ACTA. A compliant telephone cord and modular plug is provided with this product. It is designed to be connected to a compatible modular jack that is also compliant. See installation instructions for details.

The REN is used to determine the number of devices that may be connected to a telephone line. Excessive RENs on a telephone line may result in the devices not ringing in response to an incoming call. In most but not all areas, the sum of RENs should not exceed five (5.0). To be certain of the number of devices that may be connected to a line, as determined by the total RENs, contact the local telephone company. For products approved after July 23, 2001, the REN for this product is part of the product identifier that has the format US:AAAEQ##TXXXX. The digits represented by ## are the REN without a decimal point (e.g., 03 is a REN of 0.3). For earlier products, the REN is separately shown on the label. The REN for the ASAP DR 401 is 0.0 B.

If the ASAP DR 401 causes harm to the telephone network, the telephone company will notify you in advance that temporary discontinuance of service may be required.

But if advance notice isn't practical, the telephone company will notify the customer as soon as possible.

Also, you will be advised of your right to file a complaint with the FCC if you believe it is necessary.

The telephone company may make changes in its facilities, equipment, operations or procedures that could affect the operation of the equipment. If this happens, the telephone company will provide advance notice in order for you to make necessary modifications to maintain uninterrupted service.

If trouble is experienced with the ASAP DR 401, for repair or warranty information, please contact Command Communications at 888-843-4399. If the equipment is causing harm to the telephone network, the telephone company may request that you disconnect the equipment until the problem is resolved.

The ASAP DR 401 must not be used on a party line. Connection to a party line service is subject to state tariffs. Contact the state public utility commission, public service commission or corporation commission for information.

If your home has specially wired alarm equipment connected to the telephone line, ensure the installation of the ASAP DR 401 does not disable your alarm equipment. If you have questions about what will disable alarm equipment, consult your telephone company or a qualified installer.

If you need to order a modular jack from the telephone company, request either a USOCRJ11C or a USOCRJ13C for single lines or USOCRJ14 for 2 telephone lines in one jack.

FCC Rules Part 15 - Computing Devices

Note: This equipment has been tested and found to comply with the limits for a Class B digital device, pursuant to Part 15 of the FCC rules. These limits are designed to provide reasonable protection against harmful interference in a residential installation. This equipment generates, uses and can radiate radio frequency energy and, if not installed and used in accordance with the instructions, may cause harmful interference to radio communications. However, there is no guarantee that interference will not occur in a particular installation. If this equipment does cause harmful interference to radio or television reception, which can be determined by turning the equipment off and on, the user is encouraged to try to correct the interference by one or more of the following measures:

- Reorient or relocate the receiving antenna.
- Increase the separation between the equipment and receiver.
- Connect the equipment into an outlet on a circuit different from that to which the receiver is connected.

Consult the dealer or an experienced radio/TV technician for help.
CAUTION: Changes or modifications not expressly approved by the manufacturer could void the user's authority to operate the ASAP DR 401.

Industry Canada Information

"Notice: The Industry Canada label identifies certified equipment. This certification means that the equipment meets telecommunication network protective, operation and safety requirements as prescribed in the appropriate Terminal Equipment Technical Requirements document(s). The Department does not guarantee the equipment will operate to the user's satisfaction.

Before installing this equipment, users should ensure that it is permissible to be connected to the facilities of the local telecommunications company. The equipment must also be installed using an acceptable method of connection. The customer should be aware that compliance with the above conditions may not prevent degradation of service in some situations.

Repairs to certified equipment should be coordinated by a representative designated by the supplier. Any repairs or alterations made by the user to this equipment, or equipment malfunctions, may give the telecommunications company cause to request the user to disconnect the equipment.

Users should ensure for their own protection that the electrical ground connections of the power utility, telephone lines and internal metallic water pipe system, if present, are connected together. This precaution may be particularly important in rural areas.

Caution: Users should not attempt to make such connections themselves, but should contact the appropriate electric inspection authority, or electrician, as appropriate."

"Notice: The Ringer Equivalence Number (REN) assigned to each terminal device provides an indication of the maximum number of terminals allowed to be connected to a telephone interface. The termination of an interface may consist of any combination of devices subject only to the requirement that the sum of the Ringer Equivalence Numbers of all devices does not exceed 5."



7025 South Fulton Street, #120
Centennial, CO 80112
(303) 792-0890 Fax (303) 792-0855

email: ccitech@commandcom.net

Customer Service 888-843-4399 (for U.S. and Canada)

Monday through Friday 8:00am - 5:00pm Mountain Time.

© 2005 Command Communications, Inc.
All rights reserved. Printed in U.S.

COMMAND COMMUNICATIONS, the Arrow logo, and
ASAP are registered trademarks of Command
Communications, Inc., Centennial, CO 80112

AC022105kr
MN061