

**CAGG-NI Surname Page
Web Site Connects
Cousins in Germany
and U.S.**

by June Bodinet
Page 2

Effortless Printing

by Anne Jacobs
Page 4

February Meeting Notes

RootsMagic

Compiled by
Beverly Levine Smallwood
Page 5

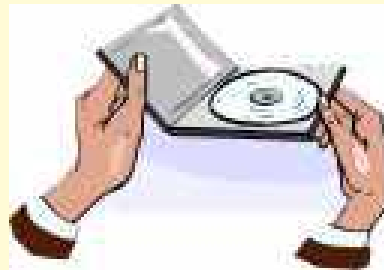
**In The Electronic
Section**

**Multimedia Seminars
on your PC**

by
Beverly Levine Smallwood

Page 8

March 20, 2004



**What's New in 2004?
New Tools and Technology to
Archive your Family Media!**

Presented by **Ed Rosenthal**

Ed will update us on what the latest technological developments in the computer industry and to make our research easier, faster and more fun making your own DVDs or CDs. Ed will also demonstrate to the first four attendees with slides on converting their media to CD and if time permits, transfer a 2-5 minute video from the audience and convert it to a digital MPEG file. Attendee must have a video camera with audio and video outputs.

April 17, 2004

**A Peek Into Other
Genealogist's File Rooms**

Ann Ellen Barr

How do others keep and maintain their files? CAGG-NI members will share with the group how they do things. There are many ways to organize, no right way and it's interesting to see how others do it.

May 15, 2004

**Word & Excel Tips and
Tricks for the Genealogist**

Beverly Levine Smallwood

Beverly will demonstrate how to use these tools to facilitate and enhance your research. She'll demonstrate templates, macros, auto text, auto correct, forms on the fly, form templates, sorting and reformatting of data.

CAGG-NI Connection from Surname Pages

By June Bodinet

For those of you who remember that a half cousin found me on CAGG-NI's Surname Pages on the web site, I have a little update.

To recap, Frank Kwirandt, a German citizen, discovered an entry on the CAGG-NI surname pages which he used to send an e-mail to the CAGG-NI mailbox. The e-mail, which contained my member id, was forwarded to me. Using this method, my e-mail address is kept private and not exposed to harvesting by spammers. (The subject of an e-mail submitted from a surname entry on CAGG-NI website contains the surname of interest and the member's id automatically. This means that query writers only have to compose their question and not be concerned with the information CAGG-NI needs to forward the query. Also, this means that any member who wants to update an entry can easily do so by using this link to send a message. Just click on the member id at the right of an entry.)

I was so excited when Frank found me since I had been trying to make a connection like this for years. We have been exchanging e-mails ever since. I had been trying to make a connection like this for years. We have been doing a lot of e-mailing as more and more tidbits began falling into place. We felt that we were indeed related. We both knew that glass blowing was part of our history, but so far no connection has been made.

There are the daughters of Alfred Böhmert, direct line cousins of Frank. I learned of the daughters when Harold and I first met Alfred on one of our visits to Germany during the time when Germany was still divided into East and West. Alfred, one of the sons of Natalie, a half sister of my father, was old enough (retired) to come out from behind the "Wall" to visit. He must have been the family historian as he gave me a lot of facts that I squirreled away awaiting the day when they would all tie together. I kept in touch with Alfred's daughters and finally at

Christmas I mentioned Frank to them and mentioned them to Frank. Why I had not thought of this before, I do not know. They had not made contact yet even though they were both in Germany. I also told Frank of my cousin Henry who is also living in Germany. I do not know who made the first phone call, but phone calls were made and things started percolating. Frank's father was anxious to meet my cousin, even though it is not his direct line. Wunderbar.

Well, Frank and one of the daughters decided to meet. This is when lots of

facts came out. Things that I had never heard before which were answers to the family puzzle. One of the stories that I had learned from the recipient of a very warm winter coat, was that the coat came from a Kwirant when a warm coat was a necessity and hard to come by around WWII. This young lady escaped with her fiancée and his family before the Gates of the "Wall" were closed between East and West Germany and then lived in what was called West Germany. I recently learned that Alfred's daughters would visit their grandmother, Natalie as well as Uncle Frederich. Uncle Frederich gave them a bolt of cloth. A bolt of cloth, a warm winter coat?

I do know that a lot of Germans, living in Poland were weavers and brought this trade with them to Germany. Could Uncle Frederich be this Angel? We prob-

ably will never know, but in my heart I think he was.


Frank, his cousins and my cousin all seem happy to have found one another. I wish I could be a fly on the wall over in Germany sometimes when these cousins get together on the phone or in person. I sure am happy that I was the instrument of such an accomplishment. Thanks to CAGG-NI's website.

If you have not made a contribution to this feature of CAGG-NI membership, you are missing a good bet. This is a great way of making a connection with your cousins. The CAGG-NI website is viewed worldwide and provides a way that people with your surnames can find you. Just this month, three members who have never had a query generated by the CAGG-NI Surname Pages have made a connection. We don't know if they are as successful as this connection has been for me or just fishing expeditions. However, without contributing to these pages, you will never know

But, as we all know, one answer usually leads to other questions. Where are my cousins?

Note: A little family history: My grandfather Frederich married twice. The grandmother of most of the people mentioned here was Helene Pyde. Of this first marriage, there were supposed to be six children: Wilhelm, Frederich, Natalie and three others. I know of two others, but no contact or knowledge of them. To have given a heavy winter coat and it was implied that the son Frederich, made it and that he was able to give away a bolt of cloth to a family indicates to me that he might have been a weaver in Poland and brought this trade with him to Germany. Don't know when they entered Germany, but they lived through the war. Frederich was killed in service.

Oh, Henry and Frank's father, Ernst have not met yet. Maybe they will have a big reunion sometime when it gets warm. I truly am happy that I accomplished something of which I can be very proud.



If you have not made a contribution to this feature of CAGG-NI membership, you are missing a good bet.

President's Letter

Our February meeting went well. I especially want to thank Larry Holish for coming through with a projector. Our tech guru, Ed Rosenthal, is researching projectors for us. We hope to make a purchase in the near future so we won't be caught without necessary equipment should future meetings be held in alternate spaces.


As promised, the complete 2004 meeting schedule has been posted on our web site. Go to the bottom of the right hand column under "[CAGG-NI ARCHIVES](#)" and select 2004 Meeting Schedule in the drop down box. Jim Cottrell, our extraordinary newsletter editor, is working on our brochure, which will soon be ready for distribution. Be sure to ask for brochures for your local library!

While you're on the web site, take a look at the right hand column under Research Buzz. I've found many interesting items linked here including aerial maps. Great job, Gerry! Gerry has also updated the Library Database pages to make them look as professional as the rest of our site. Please check out the libraries you are most familiar with to see if you have something to contribute. You will also notice a link on each library's page to "driving directions". Clicking here will open another browser window. The destination will be set to the selected library so all you have to do is enter your starting point.

Ed Rosenthal will be demonstrating the latest and greatest in hardware and software this month. His programs are consistently rated highly on our yearend surveys, so I know I'll see you there!

Beverly Levine Smallwood

Shop and Share [Jewel-Osco](#)



Officers

President	Beverly Levine Smallwood caggi_bev@yahoo.com
VP/Program Director	Harve Mankopf waterlooogaloo@yahoo.com
Financial	Garth Conley G.Conley@Prodigy.net
Secretary	Joe Feitler j.feitler@ieee.org
Membership	Larry Olson LOlson@mountprospect.com
Promotion	Dan Wertz Wertz.mail@comcast.net
Publicity	Frank McGovern mcgovern342003@yahoo.com
Ways & Means Newsletter Editor	Anne Jacobs Jim Cottrell Jim@JCottrell.com
Webmaster	Gerry Czadowski GerryCzadowski@Covad.net
Librarian	Otto Knapp OKnapp@Juno.com
Archivist	Christine Clark clc1040@aol.com
Refreshments	Chris Herrmann ucherm@yahoo.com



On April 17th we will have a Panel Discussion at our Meeting "*Organizing & Filing Your Genealogical Materials*".

Larry Olson, Beverly Smallwood and Geneva Shay will

be our panelists and **AnnEllen Barr** will be our moderator.

While we know some of you are doing outstanding work "in secret", and may not wish to get up to speak in front of the group, your ideas are most welcome. AnnEllen requests that you e-mail any ideas you may wish to contribute concerning this subject. Your ideas will be combined into the presentation and credit given for your input."

For suggestions, [mailto: CAGG_NI@Yahoo.com](mailto:CAGG_NI@Yahoo.com)

Effortless Printing

By Anne Jacobs

Did you know that you can drag your documents to print them? Yes, all you need is your mouse, what you want to print and you are there.

You may already know that you can copy or move files using the “drag and drop” method. This is the same thing but with printing. There are actually two ways to do this; one using the printer folder and one using a desktop icon.

First, let’s look at using the Printer and Faxes folder. This is in the Start>>Control Panel path. See Figure 1. Select the Printer icon as depicted in Figure 2. (Your selection choices may

Figure 1

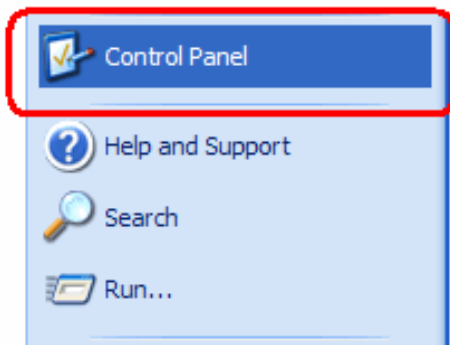


Figure 2

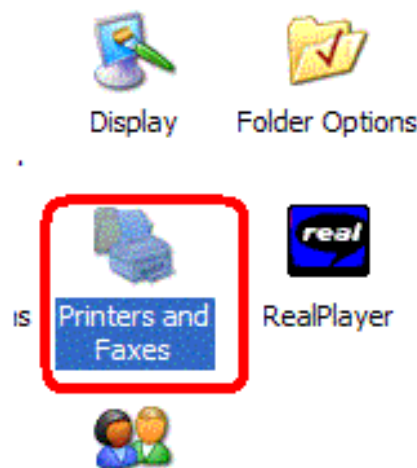


Figure 3

Name	Documents	Status	Comments
Epson Stylus Pho...	0	Ready	
Printer 2	0	Ready	

appear differently, depending on your “View” setting.) Take note of the printer you will be using (Figure 3). Minimize this window (Figure 4).

Figure 4



Now, let’s look at what you want to print. Open up Windows Explorer in a separate window, to a view which contains the document you want to print. (Hint: Windows Explorer is in the Accessories folder in the “start” menu. What is the Hot Key for opening Windows Explorer?...This was mentioned in a previous newsletter. ANS: Windows logo key and E for Explorer.) See Figure 5 and 6.

Figure 5

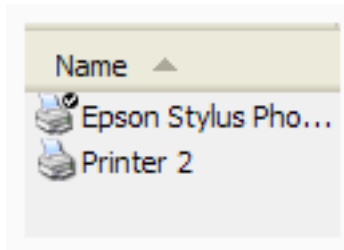
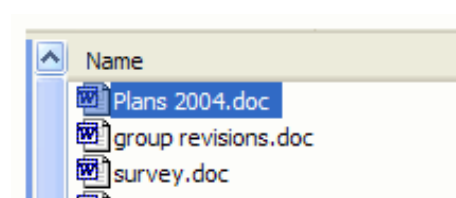
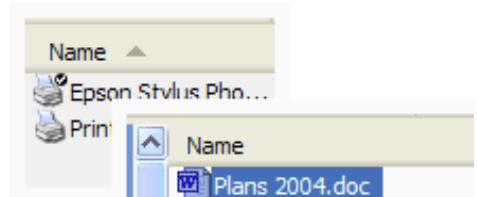


Figure 6



Arrange the windows so you can see both the file to be printed and the printer to be used in printing (Figure 7). Now, drag the document to the printer and release it.

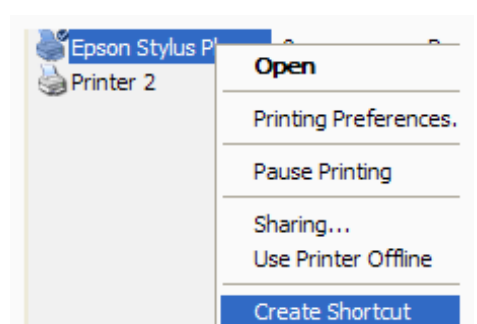
Figure 7



This is accomplished by highlighting the selected document, holding down the left mouse button and dragging. The document will move with mouse movement. When it moves from the Explorer window to the printer window, a small plus sign will appear. This means that a copy of the document is being made. This “copy” will be printed when you drop it at the printer icon. (This operation cannot be captured in a screen shot.)

The second way to print using the drag and drop operation is to create a shortcut to your printer on the desktop. This is accomplished by right clicking on the highlighted printer and selecting “create shortcut” (see Figure 8).

Figure 8



Select the option to send the shortcut to your desktop. Now, you can drag documents to this icon and drop to print by arranging the desktop and the document’s window so both are visible.

These methods work especially well if you have a number of files you want to print. You can drag and drop them all at once. This drag and drop operation can work for other operations also. Try dragging a file you want to get rid of to the recycle bin and releasing it.

My brother-in-law has networked his

Continued on page 5

February Meeting Notes

RootsMagic

By Beverly Levine Smallwood

Deanna Spingola, Director of the Naperville Family History Center, demonstrated RootsMagic at our February meeting. Ms. Spingola showed us a robust program that seems to fit in the middle ground in terms of complexity and features. She recommended that anytime you begin using new software that you should start off exploring the menus. This will give you a foundation of what it can do and where to find the functions.

I was impressed by the way RootsMagic handles sources. Much in the manner of The Master Genealogist, you build a source library. The source entry allows you to rate the source in terms of primary, secondary, or unreliable.

It also has space to cross-reference your physical file location. Repositories may be linked to the sources as well. Once built, a source may be attached to any number of facts that it supports or refutes. This attachment of source to fact allows a citation entry. Text transcriptions of the original may be stored in either the source or the citation. Ms. Spingola recommended consistency in naming your sources so they might easily be retrieved later on. She likes to preface each entry with a code, like "FH" for Family Histories, or a surname or a place name, depending on the type of source. There is a source format wizard to help you to build your sources in a consistent fashion. Another recommendation was to copy and paste source information from online catalog.

RootsMagic has various display modes, but the one she used the most was the pedigree layout. Navigation seemed fast and easy. Individuals may have any number of Facts (or Events) attached to them. You may even have multiple Facts of the same type. For instance, you may record multiple Birth Facts to document your conflicting research results. Each fact creates a sentence in your report out-

put.

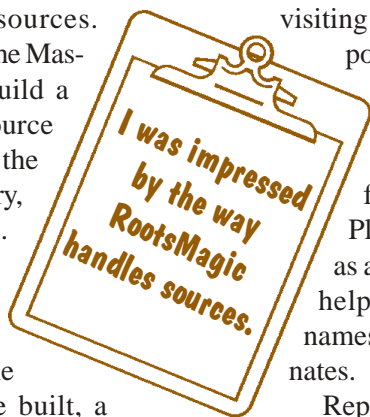

Roots Magic has a rather nice To Do List feature. You may designate a specific repository for the item and set a priority of one through nine. When you are ready to go, you may print the research items for the library you will be visiting and sort it in order of importance.

The Place List allows for both notes about the place and maps in JPG format. There is also a Place Finder tool distributed as a separate module that will help you to look up county names as well as map coordinates.

Reports are pre-defined with a selection of check boxes and combo boxes (drop down lists of options) to help zero in on what you want on the report. Report output options include the screen, printer, PDF (requires the free Adobe Acrobat Reader to open), RTF (Rich Text Format – formatted text that nearly all word processors can read), and plain text.

Reports include lists, audit reports, timelines, calendars, and genealogical publication style narrative reports. A publication feature allows you to store all the various reports you want to print in a batch which may be run and re-run as often as you are ready to publish. For electronic publication, Roots Magic has a web site generator that seemed to work very quickly and requires little or no actual knowledge of HTML.

A demo version may be downloaded from <http://www.rootsmagic.com>. The demo will only hold 50 people and has many features disabled, but you should be able to evaluate the program. A fully registered version of the program is \$29.95.



Effortless Printing

Continued from page 4

computers and uses this method to control where things are printed or copied. He has created an icon on his desktop for each piece of equipment he has on his three computers. He has a zip drive, about 3-4 printers (some on his main computer and one on the second computer) and CD drives on each computer. On his main computer's desktop, he has created an icon for each computer's printer, CD drive, etc. When he wants to print something, he drags it to the appropriate icon. The same works his zip drive and the CDs.

Now that you have learned these methods, there may be another easier way to print. Try right clicking on the document you want to print. Is there a Print selection in the menu which opens up? If so, that is another method.

Whenever you read an article on how to better use your computer, think of other ways you might use that concept. If you read something about the way a word processing package works, try it in a spreadsheet package. Make that computer work for you!



Other Group Events *compiled by June Buller*

13 MAR. 2004

POINTers In Person

Italian Genealogy Group 1

0:30am-12:30pm meeting plus informal lunch
Schaumburg Dist Library, 1 S Roselle Rd.

<http://www.rootsweb.com/~itappcnc>

or Contact Dan at pipnorth@comcast.net

25 MAR. 2004 - WHEATON

WAYNE WEBER

Finding Your Roots in the Billy Graham Center Archives

Kane County Genealogical Society

<http://www.rootsweb.com/~ilkcgs/>

26-27 MAR. 2004 - PROVO, UTAH

BYU Seventh Annual Computerized Genealogy Conference

<http://ce.byu.edu/cw/cwcompu>

27 MAR 2004 - SOUTH BEND, IN

Michiana Area Genealogy Fair

South Bend Area Genealogical Society

<http://www.indgensoc.org/>

28 MAR 2004 - NILES PUBLIC LIBRARY

DR. IRVING CUTLER

History of Jewish Chicago

Jewish Genealogical Society

<http://www.jewishgen.org/>

29 MAR 2004 - 7:00-9:00 P.M.

How to Write Your Family History

MIKE KARSEN - CAGG-NI MEMBER

High School District 214

Prospect H.S. (Mount Prospect)

Call 847.718.7700 to register, fee \$19, Course # 5542

29 MAR 2004 - 7:00-9:00 P.M.

How to Write Your Family History

MIKE KARSEN - CAGG-NI MEMBER

Oakton Community College

Niles North H.S. (Skokie)

Call 847.635.1616 to register, fee \$20,

Course # HIS E94-01

3 APR. 2004 - CHICAGO - 1:30 P.M.

CRAIG PFANNKUCHE

Digging Grandma's Privy

Chicago Genealogical Society

<http://www.chgogs.org/>

3 APR. 2004 - ST. LOUIS, MO

Annual Genealogical Fair

JOHN COLLETTA, SPEAKER

www.stlgs.org

5 APR 2004

Gary Haas - How Our Ancestors Got Here and the Paper Trail They Left Behind

German Interest Group - Wisconsin

<http://www.rootsweb.com/wigig/index.htm>

10 APR 2004

PETER BUNCE - NARA

Finding Family History Within Federal Court Records

South Suburban Genealogical and Historical Society

<http://www.rootsweb.com/~ssghs/>

13 MAR 2004 - 7:00-9:00 P.M.

How to Write Your Family History

MIKE KARSEN - CAGG-NI MEMBER

High School District 211, Fremd H.S. (Palatine)

Call 847.755.6820 to register, fee \$19, Course # Z120-01

15 APR. 2004 - 7:30 P.M.

ELISABETH WITTMAN

The Archives of the Evangelical Lutheran Church

Northwest Suburban Council of Genealogists

<http://www.mtprospect.org/nsgs/>

16-19 APR 2004 - SALT LAKE CITY, UTAH

United Polish Genealogical Societies Conference - Continuing the Challenge

www.pgscs.org

www.polishroots.org

19 APR 2004 - ZION

BEVERLY MILLARD, WAUKEGAN HISTORICAL SOCIETY

Using Historical Societies for Genealogical Research

Zion Genealogical Society

<http://wkkhome.northstarnet.org/zion>

21 APR. 2004 - WHEATON - 7:00 P.M.

VIRGINIA LESS AND CAROLE MAGNUSON

Clarify, Verify and Pass It On

Insights to Documenting and

Sharing Your Family Stories

DuPage County Genealogical Society

<http://www.dcgsg.org/>

Other Group Events

22 APR. 2004 - ST. CHARLES

**Peter Bunce - Finding Your Family History
Within the Federal Court Records**
Kane County Genealogical Society
<http://www.rootsweb.com/~ilkcgs/>

22 APRIL - ELGIN - 7:00 P.M.

Nancy Salmela - Migration Trails
Elgin Area Genealogical Society
<http://www.elginarea.org/egs/>

23-24 APR. 2004 - OCONOMOWOC
Gene-A-Rama 2004

FEATURED SPEAKER - JOHN PHILIP COLLETTA
Wisconsin State Genealogical Society
<http://www.rootsweb.com/~wsgs>

24 APRIL 2004 - CHICAGO - 9:00 A.M.
TONY BURROUGHS AND TONY HOSKINS

**Your Family History:
Do It Right, Do It Better**
Friends of Genealogy, The Newberry Library
[http://www.newberry.org/nl/genealogy/
L_3gfriends.html](http://www.newberry.org/nl/genealogy/L_3gfriends.html)

24 APRIL 2004 - MOLINE, IL
30th Annual Conference

FEATURING MICHAEL JOHN NEILL
Scott County, Iowa and Rock Island County, Illinois
Genealogical Societies
For more information call Eileen Nelson, 309/796-
2134 or Pam Lawson, 309/799-3372 or email
den@revealed.net for more information

8 MAY. 2004

POINTers In Person
Italian Genealogy Group 1
0:30am-12:30pm meeting plus informal lunch
Schaumburg Dist Library, 1 S Roselle Rd.
<http://www.rootsweb.com/~itappcnc>
or Contact Dan at pipnorth@comcast.net

19-22 MAY 2004 - SACRAMENTO
**NGS Annual Conference
and Genealogy Exhibit**
<http://www.ngsgenealogy.org/>

6 JUNE 2004 - SKOKIE

Full Day Workshop
**L'Dor V'Dor / From One
Generation to the Next**
Jewish Genealogical Society
jgsi2004@yahoo.com

19 JUNE 2004 - DES MOINES

SPEAKER - ROGER MINERT
German Interest Group of
the Iowa Genealogy Society
Summer Conference
<http://www.iowagenealogy.org/>

23 JUNE 2004 - ALBANY, NY

Palatines to America National Conference
Palatine Footprints
RICHARD PAWLING AND JOHN HUMPHREY, PRESENTERS
<http://www.palam.org/events.htm>

10 JULY 2004 - WHITEWATER WI
FULL DAY WORKSHOP

Insights in Your German Past
ROGER MINERT, A.G.
German Interest Group-Wisconsin
SASE to German Interest Group-Wisconsin
PO Box 2185, Janesville, WI 53547-2185
for registration brochure
<http://www.rootsweb.com/~wigig/index.html>

11-15 JULY 2004 - SPRINGFIELD
**10th Annual Genealogical Institute
of Mid America (GIMA)**
Illinois State Genealogy Society
<http://www.rootsweb.com/~ilsgs/index.html>

11-17 JULY 2004 - WASHINGTON, D.C.
National Institute on Genealogical Research
Annual week-long study program
www.rootsweb.com/~natgenin/htm

8-11 SEPT. 2004 AUSTIN, TX

**Legends Live Forever: Researching the Past
for Future Generations**
Federation of Genealogical Societies
www.fgs.org

25 SEPT 2004 - ANNUAL CONFERENCE
PAUL MILNER AND BROTHER JOSEPH MARTIN, SPEAKERS
Hopping the Pond...and Back
Fox Valley (Ill.) Genealogical Society
<http://www.rootsweb.com/~ilfvgs/index.htm>

Multimedia Seminars on your PC


by Beverly Levine Smallwood

E. Wade Hone, author, lecturer, and professional genealogist, has created a series of multimedia CDs. I purchased two of them at GenTech in St. Louis this past January. The program started up automatically once my computer gave the CD a spin. Each program is approximately one hour in length and was created with PowerPoint using animation, images, and narration to create a richer learning experience. Each CD comes with a PowerPoint viewer, so you don't need to have PowerPoint installed to use the CD.

Each program begins with a narrated overview of the purpose and scope of the presentation, an introduction to the author, and a menu. Each slide has navigation buttons to move to the next or previous slide, back to the main menu, or to end the program. The main menu has links to start the program, move to specific parts of the program, a bibliography, web links, and various tables and charts you might find useful for future reference. Additionally, there is a link to Other Available Presentations with a toll-free number to call for more information.

The disks I purchased were \$19.95 each, as are the others listed on his web site: <http://www.heritageconsulting.com>. While I found them interesting and informative, they are meant to support reference books, not replace them. They would be most useful to genealogists who cannot or will not attend conferences and workshops. They give the look and feel of attending a lecture, but without the ability to ask questions.

My purchases were "*Platting and Graphing of Land Records*" and "*Swedish Research Basics*". I expected the land records presentation to be very good as Mr. Hone is the author of *Land & Property Research in the United States*. He did not disappoint. He presents both



the Federal Land grid surveys and the Metes and Bounds surveys used primarily in State Land states. (He also explains what that means.) The graphical presentation works well in showing how to do this on your own and encourages you to work along with the slides for a step by step primer. If you don't have a

They would be most useful to genealogists who cannot or will not attend conferences and workshops. They give the look and feel of attending a lecture, but without the ability to ask questions.

protractor and ruler, you may print them out from the main menu. He also gives two or three case studies showing how mapping out the land can prove or disprove relationships, and sort out people with similar or identical names. He also discusses plat maps and land ownership maps. The extras include several tables converting measurements, volumes, and formulas; meridians in the United States;



and useful addresses, books and web sites.

I have given many lectures on how to do Swedish Research and was curious as to his approach. While my presentations have been on transparency overheads and his are on PowerPoint slides, our approaches are very much alike. He goes through the topics giving visual examples of the records you will encounter and where you may find them. Additionally, he winds up the program by graphing out a typical research cycle so you can get an idea of how you move back and forth between the various record sets to confirm your findings and build on them as you move back through the generations. Extras (on the main menu, but not part of the presentation) include: Understanding Patronymics and Name Equivalents, and Essential Vocabulary;

For Further Reference [mostly books and CDs]; Table of Counties in Provinces; and Useful Web Sites/Addresses.

To use these CDs, you must have Windows 95 or newer, 60+ MB of

RAM, and a minimum of a Pentium II or equivalent. According to his web site, he has also produced CDs on U.S. "Passenger Lists (New York)"; "U.S. Passenger Lists (Boston, Philadelphia, and Baltimore)"; "Federal and State Censuses"; "Family History Basics"; and "Land Records... So What?"

While it has long been possible to purchase audiotapes of lectures from national conferences, these tapes can sometimes be frustrating to listen to. Even if you have the syllabus material, there are often references to visuals that you cannot see and interaction with the audience that can sometimes be confusing. It would be great if other lecturers could package their lectures in this or a similar format. The distribution method allows for a robust presentation and the references and resources add continuing value to the package.