

Special Interest Groups Starting

Family Tree Maker

Page 2

PAF

Page 5

**Large Format
Genealogy Charts**

by Pat Brock

Page 3

Computer Basics

July Meeting Notes

by Anne Jacobs

Page 4

**Taking a Snapshot of
Your System**

by Anne Jacobs

Page 5

**Electronic
Pages**

Links Around the World

by Frank McGovern
and Dan Wertz

Page 8

Saturday, August 19, 2006

Software Fair

Members Helping Members



Break-out groups will be set up for the various programs we use or recommend including, but not limited to, TMG, By-gones, FTM, & PAF. We might even include some programs that are not designed for genealogy - like image editors.

September 16, 2006

Building Your Book

by Larry Olson

Writing a family history (or other non-fiction book) need not be an insurmountable task if it's approached in the right way.

Larry will present some of the tips he learned in a seminar given by Dan Poynter, best-selling author of "Writing Nonfiction".

October 21, 2006

**The 3 G's:
GIS, GPS and Genealogy**

by Gerry Czadowski

This program will provide an introduction to GIS (Geographical Information System) and GPS (Global Positioning System) technologies and examine their potential in genealogical research.

FTM Special Interest Group Getting Started

by Janet Hall

A Family Tree Maker Special Interest Group (SIG), which will be an offshoot of CAGG-NI, is in its formative stages. After the June and July CAGG-NI meetings, several interested FTM users stayed to discuss how the group might be structured and how often it would meet. While these issues have not yet been totally decided, the July meeting raised some interesting questions about various FTM features and how to get the program to produce the desired results. After listening to these questions and comments, it appears that an FTM group would be a valuable addition to CAGG-NI's basic mission, assuming two or three committed people can be found to serve as group leaders.

One question that arose at the July session was how to ensure that multiple spouses are listed in their proper order on reports since entering spousal information in chronological order doesn't always produce the desired results. Figure 1 shows John Hall's two wives. Although Sarah Rowe is his second wife, her name comes first in this list. Sarah will also be listed as John's first wife in reports. The fact that Mary is the "preferred spouse" does not affect their order on reports.

The quickest way to remedy this

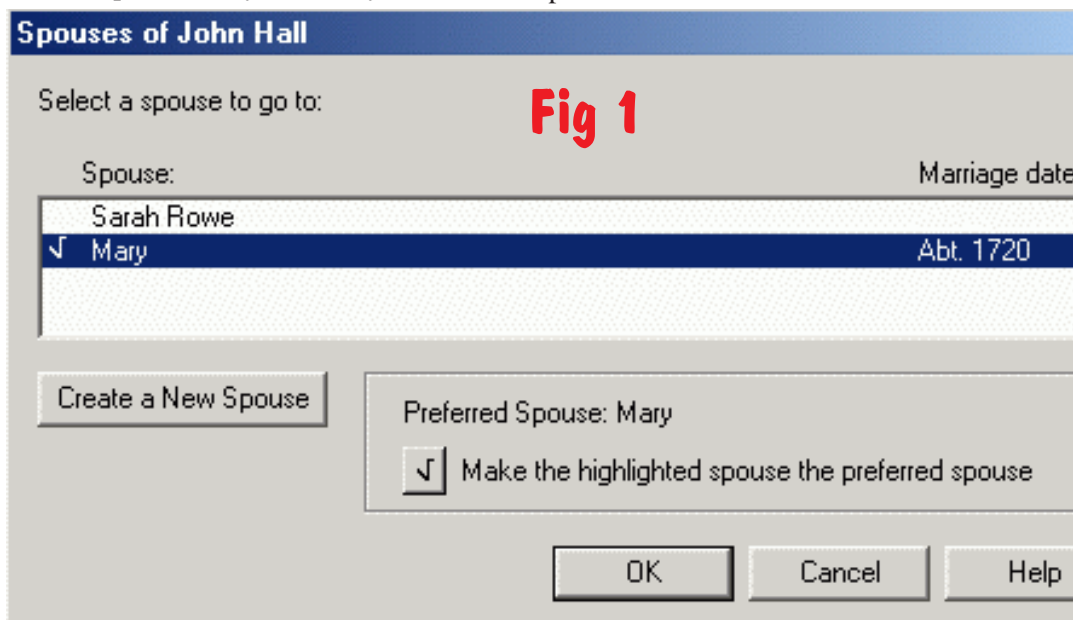
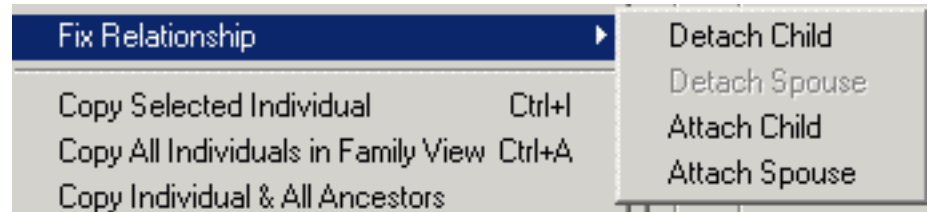


Fig 1

Fig 2



problem is to enter a marriage date for both spouses. If you don't know the exact date, use an estimated date based on the death of the first spouse or the birth of the second spouse's first child. Then make a note in your "to-do" list to verify the date later.

Unfortunately, for reasons I can't explain, although another FTM user may have the answer, the easy solution doesn't always work. The reason seems to be associated with whether you choose to attach children from a previous marriage to a new spouse. The preferred (default) answer to this question is "No." Recently, I worked with an FTM user who had answered "Yes" to this question and then had added a child from the second marriage to the list of children. In her file, there were four spouses, but the second spouse's name always appeared first no matter what she did to remedy the situation.

To solve this problem, we used the following steps. In Family View, have the spouse whose name is out of order

at the top of the screen and the children listed at the bottom. Then click on each child's name, and click People, Fix Relationships, Detach Child. (See Figure 2.) When asked if you want to detach the child, click Yes even though the default answer is No. After all the children have been detached, and you have a marriage date inserted for this spouse, the order of the spouses may have corrected itself. If not, detach the spouse the same way you detached the children.. All of the people who have been "detached" remain in your database, including any details you have entered about each individual.

Next reattach the second spouse by clicking on the "Spouses" button and "Create a New Spouse" (Figure 1). When the dialog box appears asking if children from the previous marriage should be attached to the new spouse, click No. With the cursor blinking in the blank space for a new spouse, click People, Fix Relationships, Attach Spouse. The dialog box that appears lists every person in your database.

Click on the appropriate name and OK. When the computer asks you to verify that you want to attach the selected person as a spouse, click Yes. Next add a marriage date. At this point the spouses should be in correct order. Any children from the second marriage can then be attached using the Fix Relationship, Attach Child command.

Remember, the next meeting of the Family Tree Maker SIG is scheduled for September 16, so put this date on your calendar.

Large Format Charts

By Pat Brock


At the July 15th meeting, I said I knew of a service that puts your whole GEDCOM on a single sheet of paper. It's called Generation Maps. The person's name is Kim Hovorka and his web address is www.generationmaps.com. My map is 2X10 feet and has 733 names. We tried names and dates but it was too much information so we did just names. Now I made our family tree and I can get lost in it. It's a case of "you can't see the forest for the trees", this gives you a look at the whole forest. When you are on the computer or looking at a report, you see only one page at a time. It's great to see the family's eyes when you roll out the BIG TREE. Even the old folks say I had no idea we had that many people in our tree. It cost me about \$29.00 to have it done, but I love it

Their press release at the NGS Conference in June was:

Pleasant Grove, UT, United States, June 3, 2006 — Generation Maps, your comprehensive genealogy chart printers, will be printing charts at the NGS conference in Chicago June 7-10. No need to process your information any special way, just bring any genealogy data file and tell us how you want your chart to look, and it will be printed while you wait. This is a wonderful, easy way to explain to your family members the research that has been accomplished. Generation Maps will also be selling their easy to use kits for beautiful decorative charts and Canvas Giclee fine art photo reproductions. The kits make great gifts and allow the user to work with the design professionals at Generation Maps to make a one of a kind expression of their family. Let Generation Maps help you get your research out where you can see it and surround your family with a sense of their heritage.

Press Contact:

Kim Hovorka
801-836-6748
kim@generationmaps.com



Ron Smith at our booth at the National Genealogical Society Conference



President	Harve Mankopf waterlooboogaloo@yahoo.com
Vice President	Everett Butler butler.el@gmail.com
Treasurer	Christine Clark cclark60646@yahoo.com
Secretary	Gerry Czadowski GerryCzadowski@Covad.net
Membership Database	Ralph Beaudoin beaudoin1913@aol.com
Promotion	Dan Wertz Wertz.mail@comcast.net
Publicity	Frank McGovern mcgovern342003@yahoo.com
Fund Raising Coordinator	Anne Jacobs
Newsletter Editor	Jim Cottrell Jim@JCottrell.com
Webmaster	Beverly Levine Smallwood caggni_bev@yahoo.com
Newsletter Circulation	Barbara Coughlin sherlock2000@prodigy.net
Archivist	Elaine Beaudoin watson5855@aol.com
Refreshments	Chris Herrmann ucherm@yahoo.com

July Meeting Notes

Computer Basics

Presented by Bev Smallwood

CAGG-NI July 15 2006

Meeting Notes

By Anne Jacobs

It seems like every time we have a program on either the most advanced concepts or on the basics, the meeting is well attended. This proves that you can always learn something whether you are a real expert or a novice and that CAGG-NI membership covers the entire landscape of experience.

An entire range of topics was covered during the meeting. The July meeting was an open give-and-take affair with attendees able to ask questions as the program progressed. Later, comments expressed a real appreciation of this format. However, this arrangement means that not everything was covered due to time constraints.

Beverly Smallwood took the lead in presenting the various items. She pointed out that everyone should have a “firewall” these days. Hackers and spammers are no longer just hitting high speed cable and DSL line hook-ups but also computers attached to the Internet via telephone lines. A firewall performs the same function as the firewall in your car does. It keeps the heat way from the people. Firewall software provides security for your computer. Only authorized access is allowed to your computer. Pop-up windows can (depending on your settings) warn of an attempt to access your computer. You can authorize or disallow the access. A good one monitors both incoming and outgoing access. Windows XP comes with a firewall but it was not recommended because it only monitors incoming access attempts.

Antivirus software was also discussed. The two best known are Norton and McAfee. Someone mentioned having problems uninstalling

Norton Antivirus. Bev has since received a tip that there is a removal tool available on the Symantec website.

Weldon Johnson mentioned that Microsoft is coming out with a security “package” with their upcoming operating system, Vista. It is being marketed as Windows Live OneCare and is a complete package of virus scanning, firewall, tune ups and file backups. According to the website <<http://www.windowsonecare.com/>> it costs \$49.95 per year for use on up to three computers and requires at least XP with service pack 2. See the website for other system requirements. A detailed review with screen shots can be studied at <http://www.winsupersite.com/reviews/windows_live_onecare.asp>. Bev mentioned that there are a lot of performance issues with Windows and her real “geek” friends make a habit of completely reinstalling Windows every 6 months. Performance degradation occurs due to sloppy clean up procedures in the software. “Slop” is left all over the system. By reinstalling Windows and all the other software on a periodic basis, this problem is eliminated. However, you really have to know what you are doing, what you have installed and want reinstalled, what needs to be backed up and have the proper CDs, to do this.

Google has an e-mail facility which is called Gmail. Richard Eastman recently mentioned that he was migrating to this service because he believes Gmail provides the best spam filtering. You can use Gmail either as web mail or POP3 into an email client like Thunderbird or Outlook Express. Other mail services mentioned were Zoemail, a web mail service designed to control or eliminate spam <www.zoemail.com> and Mailwasher <<http://www.mailwasher.net/>> designed to block spam and comes in either a free or paid version.

Bev installed a package called WinPatrol which comes in two flavors, free and paid versions. There is a one

time fee of \$30 for the paid version. This software has received rave reviews as observed from their web site <<http://www.winpatrol.com/>> As stated from this site: “WinPatrol monitors your computer from Adware, Spyware, Worms, Trojans Horses, Browser Helper Objects and other Mysteryware.”

Other recommendations for removing spyware and adware are Ad-Aware <<http://www.lavasoftusa.com/software/adaware/>> and Spybot Search & Destroy <<http://www.safer-networking.org/>>. Both of these come in either a free or paid versions.

Other items covered based on questions and interest from the audience were

How to start Task Manager

CTRL-ALT-DELETE key combination or right click on task bar and select “Task Manager”. The applications tab shows you what programs are running. The processes tab shows you all the executables which are running at the time.

Shortcut vs. other icons

Your desktop has a number of icons some of which have a little arrow in the lower left hand corner. This arrow indicates that this is a shortcut to the real application, a pointer. These may be deleted without a problem. However, anything deleted which does not have the “shortcut indication” could be a real problem. The icons on your desktop include files, folders, applications as well as these shortcuts. Deleting an application icon is NOT the way to uninstall an application. Installing any software places bits and pieces all over your computer. Only a proper uninstall will remove most of these pieces.

Network Connection

Bev demonstrated how to use this facility in the Control Panel to disable network connectivity.

System restore points were also discussed (**See Next Article**). Norton

July Notes

GoBack is a commercial package which provides a recovery facility. Windows XP has this facility available also. It is discussed in another article in this newsletter.

In conclusion, Bev mentioned there are a lot of Mailing Lists you can join at RootsWeb <<http://www.rootsweb.com/>> which will add to your knowledge. By using the "Mailing Lists" link, explore the "complete index to RootsWeb's 29,887 genealogy mailing lists". There are a number of sub-categories which organize the lists into groups. Almost any topic you can think of is covered including technical issues, genealogical computing, and podcasts. Prior to subscribing to a list, you can browse the archives to see if it fits your needs or answer your questions.

Want to Learn More About Microsoft Office Products?

Excel Tutorial

<http://www.usd.edu/trio/tut/excel/>

Microsoft Office Training (some of them with sound)

<http://office.microsoft.com/en-us/training/default.aspx>

Office Templates to Spiff up Your Projects

<http://office.microsoft.com/en-us/templates/default.aspx>

Thunderbird

If you are using or thinking of using Thunderbird for your email, there is a nifty cheat sheet made up of all the keyboard shortcuts.

<http://lesliefranke.com/2006/06/28/mozilla-thunderbird-cheat-sheet-update/>

Restore Points

Taking a Snapshot of Your System

By *Anne Jacobs*

Prior to installing new software, I perform a procedure using the Windows facility called "System Restore". This will take a snapshot of your computer at the time of the restore point build.

The idea behind this facility is that if you end up with some problem after the installation of your new software, you can undo all the changes. When you install a piece of software, little bits and pieces are frequently thrown all over your system and an uninstall may not remove all the changes. By creating a Restore Point, you have captured a system image prior to these changes.

When I create a restore point, I use a name which tells me why I created the restore point. So, if I am going to download and install the LDS Indexing software, I would name the restore point "before LDS Index download". The date and time are also added to the restore point name automatically.

The following sites can be referred to for more explanation and screen shots which will walk you through the process. These are discussions at various levels of technical jargon are:

System Restore for Windows XP:

http://www.kellys-korner-xp.com/xp_restore.htm

System Restore

http://www.theeldergeek.com/system_restore.htm

John Barnett's Windows XP Help and Support

http://xphelpandsupport.mvps.org/restoring_your_system_with_syste.htm

Microsoft Windows XP System Restore (Windows XP Technical Articles)

<http://msdn.microsoft.com/library/en-us/dnwxp/html/windowsxpsystemrestore.asp?frame=true>

PAF User Group

User Group Forming Again

Following the July CAGG-NI meeting, a group of PAF (Personal Ancestral File) Users met and agreed to form a PAF User Group. It will, tentatively, be known as: "CAGG-NI~PAFUG". As some of you know, CAGG-NI began as NIPAFUG (Northern Illinois Personal Ancestral File Users Groups). This evolved over time into: 1) a wider ranging group using different genealogy software programs; 2) with monthly programs of interest to genealogists who make use of the tremendous assistance computers provide; and, 3) providing a rather comprehensive newsletter reflecting these interests and activities. (For a more detailed history of CAGG-NI, go to www.rootsweb.com/~ILCAGGNI and click on "About us".)

The Bylaws provide for the formation of subgroups to respond to the changing needs of the membership including those using specific software. The TMG SIG (Special Interest Group) formed in 1999 and the Family Tree Maker UG preceded the PAF group by one month.

As a good number of CAGG-NI members are still using PAF, we felt a need to restart a PAF user group. So we did, and now there are three user groups. At our first meeting, Everett Butler gave us a good refresher course on the basic capabilities of PAF. We also agreed that as soon as we get a Yahoo Group established, we would use it to pose "how-to" questions to the group, thus inviting any and all PAF users to share whatever they know with each other.

If you are interested in joining the PAF Users Group, email Bill Ditman (a.k.a. William Ditman) using the CAGG-NI e-mail address CAGG_NI@yahoo.com. We would like to hear from you. You are also welcome to remain after the CAGG-NI August meeting and join our second meeting while we are still young (at least in heart!).

Other Group Events *compiled by Beverly Levine Smallwood*

24 AUG 2006 - DARIEN

Researching Newspapers

Indian Prairie Public Library - Genealogy Group
http://www.indianprairie.lib.il.us/genealogy_group.htm

24 AUG 2006 - GENEVA

JACKIE TORRANCE

Scottish Migratory Patterns

Kane County Genealogical Society
<http://www.rootsweb.com/~ilkcgs/>

27 AUG 2006 - CHICAGO

Genealogy Committee Meeting

Contact: Brian Donovan (P) 773-282-7035
(Saturdays 9-2)

Irish American Heritage Center

<http://www.irishamhc.com/programs.asp#history>

27 AUG 2006 - SKOKIE

Live from NY! It's the New Part of the News in
**Genealogical Research with Our Featured
Ensemble of JGSI Researchers!**

Jewish Genealogical Society of Illinois

<http://www.jewishgen.org/jgsi/index.htm>

09 SEP 2006 - SCHAUMBURG

The Master Genealogist (TMG) User Group

CAGG-NI TMG Special Interest Group
<http://www.rootsweb.com/~ilcaggni/>

09 SEP 2006 - CHICAGO

GERRY JOHNSON

What's New at the Chicago Historical Museum

Chicago Genealogical Society

<http://www.chgogs.org/>

09 SEP 2006 - SCHAUMBURG

MIKE BACCARELLA

Italians in the Napoleonic Wars

POINTers in Person (PIP)

<http://www.rootsweb.com/~itappcnc/>

09 SEP 2006 - HAZEL CREST

Trip to Allen County Library

South Suburban Genealogical & Historical Society

<http://www.rootsweb.com/~ssghs/>

12 SEP 2006 - MUNDELEIN

George Findelen - How to Track Your French-Canadian Ancestors into Quebec

Lake County Genealogical Society

<http://www.rootsweb.com/~illcgs/meetings.htm>

12 SEP 2006 - SCHAUMBURG

Break Out Sessions/Small Group Discussions

STDL Genealogy Group

Contact Tony Kierna at 847-923-3399

<http://www.stdl.org/>

16 SEP 2006 - RICHMOND, IL

KATHY BRADY-BLAKE

Irish Research Beyond the Basics

BIGWILL - British Interest Group of Wisconsin and
Illinois

<http://www.rootsweb.com/~wiilbig/meet.htm>

16 SEP 2006 - SCHAUMBURG

Larry Olson - Building Your Book

CAGG-NI

<http://www.rootsweb.com/~ilcaggni/>

21 SEP 2006 - ARLINGTON HEIGHTS

MARIAN RICHTER SCHUETZ

Immigration - It Wasn't a Cruise Ship

Northwest Suburban Council of Genealogists

<http://www.mtprospect.org/nsgs/>

24 SEP 2006 - CHICAGO

Genealogy Committee Meeting

Contact: Brian Donovan (P) 773-282-7035
(Saturdays 9-2)

Irish American Heritage Center

<http://www.irishamhc.com/programs.asp#history>

28 SEP 2006 - DARIEN

DR. GARY HARGIS

Illinois State Genealogical Society

Indian Prairie Public Library - Genealogy Group

http://www.indianprairie.lib.il.us/genealogy_group.htm

28 SEP 2006 - GENEVA

PEGGY TUCK SINKO

Atlas of

Historical County Boundaries Project

Kane County Genealogical Society

<http://www.rootsweb.com/~ilkcgs/>

Workshops

compiled by Beverly Levine Smallwood

30 AUG-02 SEP 2006 - BOSTON
FGS and New England Historic Genealogical Society Conference
Federation of Genealogical Societies
<http://www.fgs.org/2006conf/FGS-2006.htm>

08-10 SEP 2006 - CHICAGO
28th Annual PGSA Conference
Polish Genealogical Society
<http://www.pgsa.org/meetings.htm>

30 SEP 2006 - NAPERVILLE
SANDRA HARGREAVES LUEBKING
Journey Into Genealogy
Fox Valley Genealogical Society
<http://www.rootsworld.com/~ilfvgs/index.htm>

06-07 OCT 2006 - MARSHALLTOWN, IA
Research in the Old Northwest Territory
DAVID McDONALD & JANA SLOAN BROGLIN
Iowa Genealogical Society
<http://www.iowagenealogy.org>

14 OCT 2006 - ITASCA
ISGS Fall Conference
Footsteps to the Past: Making Tracks Through Research
Illinois State Genealogical Society
<http://www.rootsworld.com/~ilsgs/fallconf/2006falconf.html>

14 OCT 2006 - FOND DU LAC
PAULA STUART-WARREN
A Workshop for Beginning Genealogists
Wisconsin State Genealogical Society
<http://www.rootsworld.com/~wsgs/meetings.htm>

04 NOV 2006 - GRAYSLAKE
Annual Workshope
Records from Far and Near
Lake County Genealogical Society
<http://www.rootsworld.com/~illcgs/meetings.htm>

16 DEC 2006 - CHICAGO
GEORGE RYSKAMP
Finding Your Hispanic Roots
Newberry Library
<http://www.newberry.org/genealogy/genealogyevents.html>

16-17 MAR 2007 - BYU CONFERENCE CENTER
Computerized Genealogy Conference
BYU Conferences and Workshops
<http://ce.byu.edu/cw/cwgeneral/>

21 APR 2007
PAULA STUART WARREN
33rd Annual Conference
Rock Island County Genealogical Society
<http://www.rootsworld.com/~ilbgsrim/>

28 APR 2007 - FT. WAYNE
Annual Meeting & Conference
ALLEN COUNTY PUBLIC LIBRARY
Indiana Genealogical Society
<http://www.indgensoc.org/conference.html>

16-19 MAY 2007 - RICHMOND, VA
29th NGS Conference in the States
National Genealogical Society
<http://www.ngsgenealogy.org/>

15-18 AUG 2007 - FT. WAYNE
FGS and Allen County Public Library Conference
Federation of Genealogical Societies
<http://www.fgs.org/2007conf/FGS-2007.htm>

19 APR 2008
SANDRA HARGREAVES LUEBKING
34th Annual Conference
Rock Island County Genealogical Society
<http://www.rootsworld.com/~ilbgsrim/>

Links Around the World

by *Frank McGovern & Dan Wertz*

This month we present you with links back to your Scandinavian Ancestors - Those from Denmark, Finland, Norway and Sweden. Enjoy your trip.

General

Internet Language Translator: Danish, Finnish, Norwegian, Swedish, and others.

<http://tranexp.com:2000/Intertran/FreeTranslation.html>

Scandinavian Genealogy Sites

<http://www.genealogyforum.rootsweb.com/gfaol/internet/Scandinavian.htm>

Scandinavian Genealogy

<http://www.xmission.com/~jsvare/byu/byu.html>

Denmark

The Danish Emigration Archives - The Archives holds a large collection of private letters, manuscripts, diaries, biographies, newspaper clippings, photographs, portraits, etc., searches can be done in The National Danish Database on Private Archives.

<http://www.emiarch.dk/home.php3>

Facts about Genealogy Research in Denmark - many interesting facts about conducting genealogy research in Denmark with many links to other useful sites.

<http://www.genealogi.dk/factwors.htm>

The Danish Immigrant Museum - another good website with many links to interesting Danish research sites.

<http://dkmuseum.org/>

Finland

Finnish Institute of Migration Emigrant Register - You can search this index to over 550,000 names in Finnish passport and passenger records from 1850 to 1960 for free. Full access to the database requires a fee.

<http://www.migrationinstitute.fi/>

Norway

Norway Digitalarkivet - This tremendous resource for tracing Norwegian ancestry includes emigration and passenger lists, church records, US and Norwegian census records and much more.

<http://www.riksarkivet.no/english/news.html>

Norway Heritage Emigrant Search 1825-1873 - This growing database has more than 61,000 names of Norwegian passengers transcribed from over 424 passenger lists dating from 1825 to 1873.

<http://www.norwayheritage.com/pasquest.asp>

Norwegian Emigration to America - The Promise of America - This bilingual, multimedia website features a representative selection of Norwegian-American materials.

<http://www.nb.no/emigrasjon/emigration/>

Sweden

National Archives of Sweden - numerous databases of births, census, convicts, deaths, judicial, marriages, seamen and village and farm records.

<http://www.forskarsalen.ra.se/>

Next months column will feature military websites. We encourage members to participate in, "LINKS AROUND the WORLD" by contributing sights that they found informative in their research. Forward information to Dan Wertz at dan.wertz@comcast.net or Frank McGovern at mcgovern34@hotmail.com