


GENBUG NEWS



NEWSLETTER FOR THE YELLOWSTONE GENEALOGY FORUM BILLINGS, MONTANA JULY 2004

YGF FAMILY PICNIC

Our July 27th Family Picnic will be held at the usual location--Shelter House #1 at North Park beginning at 6 p.m. Members are to bring their potluck dish, table service and beverage. Bring your family and guests. Hope to see you there!!

MONTANA STATE CONFERENCE

Helena and Boulder societies have been working very hard to prepare an educational as well as fun conference. The conference will be in Helena at the Red Lion Colonial Inn September 24 & 25, 2004. The main speaker, Hank Jones from San Diego, will give four presentations: "Tracing the Origins of Early 18th Century Palatine Emigrants", "When the Sources are Wrong", "Family Tradition: How to Separate Fact From Fiction in Genealogical Research", and "Genealogy in the New Millennium: Where We've Been and Where We're Going".

Ellen Baumler, Montana Historical Society's Interpretive Historian, will talk on "Dead and Buried, Twice: Helena's Historic Cemeteries" and "Spirit Tailings and Story Tellings". Ellen has several books to her credit and is a frequent contributor to Montana The Magazine of

Western History.

Paul Dunham, formerly Director of Research & Services at Montana University System and Coordinator of Dunham National DNA Study and incorporator for Dunham/Singletary Family Connections will speak on "A DNA Surname Project, a National Family Association and State Obituaries".

The flyer complete with registration form will be mailed this week and I urge you to take a minute to fill yours in and mail it. State conference is a great time to recharge our genealogical interests and perhaps you will pick up the one idea you've been looking for to break down that brick wall we all face at one time or another!

Remember to clean out your book shelves and donate them to the "BOOK FROLIC" during conference. These books will be bid on by those attending and is a great fund raiser.

If any of you have door prize items that you would like to donate, they would be appreciated. Bring them to the August meeting or let Verba know so they can be picked up and taken to Helena.

--Verba Valentine, ph. 656-9840
MSGS First Vice-President

FROM YOUR PRESIDENT:

Hi YGF Members,

Gathering the Clan - A family reunion is a chance to know your relatives, take pictures, share stories, swap half-truths, and gather more genealogical data for your records. After one of ours my brother commented "they're nice people, a lot like us". As the seven year old granddaughter says "they're all just cousins".

During the reunion we take individual and family pictures each reunion and put into a booklet. For \$20.00 any one can buy one. They pay at registration.

On one wall we mount a large family pedigree chart containing the information we have. Hang a pencil on a string and ask relatives to add, delete and/or correct dates, names of babies, and add spouses. Also, available are family group sheets to be filled in if we don't have one.

All bring pictures to share and one person goes to town and copies them. Often one family has pictures of others that they have never seen. You can even ask them to bring pictures of specific events--weddings, graduations, baptism or christening, birthdays, etc.

Various books and magazines have tips and ideas on planning a reunion.

Have a get together and researching summer.

ANN FERGUSON
President



MEMBERSHIP
by Shawna Valentine

Don't Let Your Membership Lapse..

I would like to thank all members who have already renewed their membership for another year and remind those who haven't that dues were due on July 1st. Please look at the first line of the mailing label of this issue to verify when your membership expires. Renewal is only \$10 for an individual or \$15 for a family. Donations of any amount may also be made to the YGF Book Fund to purchase extra books and periodicals for the Gen-Room, to the Library Fund to cover all other needs of a Gen-Room, and/or to the Stern-NARA Gift Fund which makes more National Archive

documents available to genealogists. Checks should be made payable to YGF and mailed to Shawna Valentine. YGF Membership, 3420 Granger So. # 20, Billings, MT 59102. If you have not yet renewed, a pre-addressed envelope is enclosed for your convenience.

PLEASE let me know of changes in e-mail addresses, phone numbers or physical addresses so that my records are up to date. Drop a note in with your renewal, or e-mail me anytime at smv2222@aol.com. As a current member of YGF you are also automatically a current member of the Montana State Genealogical Society. I have received a few membership cards from the State Society and if you would like one, in addition to the YGF Membership Card, please advise and I will get you one.

E-mail additions or Notifications of New E-mail addresses:

Jones, Buck warrenj@bresnan.net

Jones, Scotty curlew@bresnan.net

Korwald, Bernice & Morris
bernicekorwald1@yahoo.com

Lyon, Bob boblyon1555@yahoo.com

New address: McCormick, Jean, HC48 Box 1155, Roberts, MT 59070, ph. 445-9177

I am happy to report that one new member has joined since the last issue. Her name is Pat McCrae, 9947 Rudio Road, Billings, MT 59101. Phone 656-4419 and e-mail:

pmcrae16@hotmail.com

She is researching the following surnames: Savidge, Adams, Walker & Smith. Welcome Pat!

NEW BOOKS IN THE GEN-ROOM
by Ellen Cushing

Donated by Anita Smith

1. The French and Indian War in Pennsylvania, 1753--1763

Donated by Parnly Billings Library

2. The History of Woodstock, Vermont, 1761--1886

3. Biography and Genealogy Master Index, 8 vols.

4. Covered Wagon Women, Diaries & Letters From the Western Trails, 1840--1890, 11 vols.

Website: <http://www.rootsweb.com/~ntyqgf/>

Cleve Kimmel, Webmaster: 256-5662

New LDS Library: 252-3763

Parnly Billings Library (Ref.): 657-8258

FAMILY REUNIONS

A Family Reunion is a vehicle to get a number of related people together in an enjoyable setting. Some families hold them often and others, seldom. Since summer is an ideal time to hold a reunion and most try to further acquaintance and genealogy, this July issue would like to broach the subject.

First, if you should be invited to attend a reunion, you probably should try to attend if at all possible. Only the planners can tell how much work goes into a reunion. Someone probably started 2 years earlier than the date scheduled to get all the plans worked out. Later in this issue is a time frame for planning a reunion. Much like the countdown of a wedding. We hope some of our readers might use it.

As a child I remember my mother receiving a postcard every year inviting her to attend the Hess Reunion near Goshen, Indiana. In 1900 the Hess family started holding these family reunions. They were huge affairs. My mother never got to attend as we were Kansas farmers and it's very difficult to get neighbors to take care of your chores, milk the cows, gather eggs, etc. for even a few days. In 1969 I teamed up with another Hess relative and we attended. It was held at a shelter house of a small park beginning with a big pot-luck dinner. After dinner, a business meeting was held, new officers were elected and minutes were read and approved. The "kitty" was passed to collect money for the next year's operating expenses. People were honored for being the oldest in attendance, the youngest in attendance, the one coming the farthest (which happened to be me from Cheyenne, Wyoming). There were 46 in attendance and there was comment that the young people weren't coming back from California, etc. but they hoped to continue their reunions through 1975 marking their 75th year.

Afterward, several of the Hess family drove us to 2 family cemeteries and to their home to view the big Hess Bible stopping at a pre-Civil War home of Elias Hess on the way. There were two interesting things about this large brick home. In earlier days, negro slaves were helped escape from the bank of a nearby river through a tunnel to the basement of this home. The other story was that when Elias'

sons were training for the Civil War just east of their home, the boys would come back and sleep in their own beds at night. This house is now in the city but in the 1860's it was out in the country. It really makes history come alive to see these things.

One of the Hess sons published a history of the ancestor and descendants commemorating the 50th Hess Reunion. Our ancestor had fought in the Revolutionary War and this book has helped me get into DAR. Ten years or so after 1950, I wrote the author's widow and purchased a copy of one of the few remaining books for \$2.00. What a bargain!!!!

Although this one day reunion wasn't all it could have been, seeing the above places as well as collecting genealogy on the trip enroute on other relatives made it a wonderful experience.

I've been told that some reunions photograph families together, try to identify old photos, listen and tell family stories,--some stories done in skit form on a stage. Many help fill out family sheets. Some families play games, some fish, tour homesteads and cemeteries. Some have special T-shirts made with the family name, logo or coat of arms. Some last more than 1 day. Be ready to attend the next reunion of your family.

REUNION MASTER PLAN 18-24 MONTHS BEFORE

Preliminary meetings of reunion organizers, determine level of interest.

Keep records of every thing you do.

If available, read the notes from the person who organized the group's last reunion.

Get advice from someone who has planned a reunion.

Read a book on the subject of reunion organization.

Attend a reunion organizing seminar.

Start locating people, START the mailing list.

Set dates.

Explore the possibility of hiring a reunion planner.

Choose a location.

Begin to explore facilities.

Meet with facility staff.

Open a Bank Account.

Begin fund raising.

1 YEAR BEFORE

Set up mailing label system.

Begin to negotiate contract with facility.

Make a budget and determine cost of reunion (even if only approximate). Set up book-keeping system.

Send out first notification mailer including list of missing people, survey and approximate cost.

Decide on a program, including Master of Ceremonies, entertainment, speakers, tours, decoration.

Hire entertainment, photographers, videographers, and/or memory book suppliers.

6-9 MONTHS BEFORE

Form subcommittees: entertainment, tour, registration, food.

Plan how to get people involved.

Make a "thing to do" Checklist.

Make a schedule of events and activities.

Confirm reservations.

Begin arranging sleeping accommodations.

Revise mailing list to include people located.

Explore and order imprinted mementoes to be distributed at the reunion.

Prepare and send the second mailer including registration form, exact cost and another list of missing people.

5 MONTHS BEFORE

Begin to lay out souvenir directory of list of members or attendees.

Decide on decorations, sign and/or banners.

Decide on Menu.

Send mailing to any newly located people.

Chairperson should contact all committee heads for progress reports and make any necessary reassignment.

Send announcement to appropriate media.

2-5 MONTHS BEFORE

Subcommittees meets.

Assign who will bring what.

Meet with hotel staff or visit facility with committee heads.

Reserve any rental equipment.

Send final mailer.

6-8 WEEKS BEFORE

Review and revise schedule of events.

Finalize name tags.

Organize registration table.

Create a final checklist, including all tasks.

2 WEEKS BEFORE

Confirm entertainment.

Purchase decorations.

Plan schedule for workers at registration table.

Purchase gifts.

Assign cleanup duties.

Stock your first aid kit.

Review final checklist.

Arrange transportation and drivers, if necessary.



1-2 DAYS BEFORE

Chair and committee members meet at reunion location to go over final details.

Meet with facility staff liaison, check meeting and sleeping accommodations and eating/menu arrangements.

DAY OF REUNION

Decorate

Test sound system.

Set up registration tables, equipment, displays.

Get change for registration tables.

ENJOY!

AFTERGLOW

Reflect.

Evaluate. Do an honest post mortem, Learn equally from the triumphs and glitches.

Gather and organize all notes on organizing the reunion.

Return rentals and borrowed equipment.

Write thank you notes to volunteers and others.

Compile directory and mail to attenders.

Complete bookkeeping and pay bills.

REMEMBER TO HAVE A WONDERFUL TIME.

Credit for this excellent article goes 1st to Broken Mountains, Chester, MT who ran it their newsletter September 1992.

Secondly, they found this article in a publication from Oregon Genealogical Society, Vol. 30, No. 4, Spring 1992.

This is such a fine time frame that your Editor felt it should be repeated and this sheet saved for future reference for anyone considering a FAMILY REUNION. THANK YOU!!

Memories are the windows that bring the past into view--where we can all glimpse again the joys we ever knew!

--ad for Creating Keepsakes Scrapbook Magazine

LATEST PERIODICALS FOR THE GEN-ROOM

April 2004--July 2004

by Athna May Porter

If you have unwanted periodicals that you would like to donate or would like to donate a subscription to a periodical, call Athna May Porter 259-2552 or e-mail porter@imt.net

1. Family Chronicle--June 2004; August 2004
2. New England Historical & Gen. Register--Apr 2004 Vol 158 #630
3. Family Tree Magazine--August 2004
4. Germans from Russia Historical Society Heritage Review--June 2004
5. GRHS Newsletter--June 2004
6. Heritage Quest--April 2004; June 2004
7. History Magazine--July 2004
8. Journal of the American Historical Society of Germans from Russia--Summer 2004
9. American Historical Society of Germans from Russia Newsletter--Summer 2004
10. National Genealogical Society Quarterly--June 2004
11. New England Ancestors--Spring 2004, Summer 2004
12. Daughters of American Revolution--owned by Pamly
Three family newsletters that we receive regularly:
Bunnell/Bonnell Newsletter
Guest-Guest Quarterly
The Chandler Family Association Newsletter

Correction note about April Gen-Bug. The ANCESTRY donation was from Rick Hutchinson only.

Program Coordinator Needed

Ellen Booth graciously volunteered to fill the vacancy of Recording Secretary. However, we are still in need of a Program Coordinator.

The term of office is 1 year running from July 1 through June 30th, 2005. Our By-Laws state: "The Program Coordinator shall plan and arrange programs in accordance with the objectives of the Forum." We hope one of our members will come forth and fill this vacancy.



HOW I SOLVED IT

I may be the only one that had a hard time understanding this problem, but just in case there are others I decided this is what I should write about. I had made a trip to Colorado in 2002 to visit family and scan old family photos and documents into my laptop computer. When I returned home I had my daughter's husband transfer them to my PC and into My Documents. There were about 100 of them. I spent MANY hours copying each photo into my PAF program and into each person's scrapbook. It was a learning experience for me, so it went very slow. I thought I was doing pretty well and finally learning how to do it right so I made another trip to Colorado and this time scanned about 200 pictures and documents.

You can imagine how many items I had to scroll through in My Documents just to find what I wanted. I finally hired a young man going to computer school to come and help me. He said what I needed to do was organize what I had in My Documents into File Folders dedicated to each family and transfer each picture into the appropriate family folder. I then decided to put all documents and letters into its own folder because they have to be printed out on a whole page to be read. He said it would be easy to go the family folder and find which pictures I was looking for without having to search all 300 pictures for the one I wanted. It did take me a long time but now I have a neat system with each family in their folder in alphabetical order.

Now I thought I was ready to add the new 200 pictures into my PAF program. I opened my PAF and guess what? ALL the first 100 pictures I had spent so much time moving into the program were now gone!!!! I was sick. I had no idea what could be wrong. I called Athna May and told her something must be wrong with my PAF program because all my pictures had disappeared. She had me check several things and nothing worked. We decided maybe I would have to call Rick Davis and then she said "did you change the name of any of them?" "Yes", I said, "ALL of them." I made neat little folders and moved them all into a new family named folder. Well, that's it, she said. You lost the link when you renamed and now PAF can't find them. I had no idea there was a link. I thought once you copied a picture into PAF it was there to stay. Now I understand. These programs

communicate with one another and if you change something they can't find one another. The pictures are not "IN" PAF. It finds a picture according to the name and that's the "LINK". This is also the reason it doesn't take much space to back up PAF. It is not backing up the pictures, only the program and the text you have entered. Your pictures have to be backed up on their own disk or CD. I only have 150 pictures and documents left to enter into my PAF program, so by the time I'm done I should be good at it if anyone needs help, let me know.

Sharon Kennedy

Montana Death Certificates

Cause of Death on Montana death certificates was discussed at a recent YGF Board Meeting. Genealogists and others want to know the cause of death of their direct line as preventative measures might be taken to avoid a certain disease if such was known.

James R. Edgar, Supervisor Office of Vital Statistics, MT Dept. of Public Health and Human Services, responded very promptly to our inquiry. Quote:

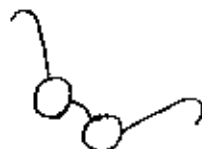
"In April 2003 when the federal HIPAA law went into effect, the Department's HIPAA coordinator advised us that the law requires us to protect the medical information on the death certificate for two years from the date of death. Thus for a period of two years, release of the cause of death information is restricted to only those persons authorized by law to receive a full copy of the certificate."

He went on to say that restricted certificates are issued to anyone not authorized to receive the full copy. Once the two years restriction expires the full copies are issued without restriction. You may contact him at (406) 444-4250 or e-mail at jaedgar@state.mt.us.

My face in the mirror
Isn't wrinkled or drawn
The garden looks lovely,
And so does the lawn.

The furniture's dusted,
The cobwebs are gone.
Don't think I'll ever,
Put my glasses back on.

--Anonymous
--shared by Cleve Kimmel



HIGH LIGHTS

1. Two new filing cabinets for 4 X 6" obituary cards are in place in the Gen-Room.
2. Obituary cards (previous collection with recently filmed ones) have been interfiled through the Me's. (more help is needed)
3. Computer loaded with several data bases to help speed research is on table in Gen-Room.

Idea of "High Lights" was suggested by Athna May Porter.

Computer in Gen-Room

Another tool in the Gen-Room at Parnly is a Personal Computer donated by Suzanne McPherson and Cleve Kimmel informs me that it is set up for quick use. Click on the LOGO in the center of the screen.

The holdings of this PC are as follows:

Yellowstone Co. School Records
State death records (no index available as to place of death)
1930 Billings census
1880 census of Montana
Smith's Death Certificate Data
Sample of files on the website
(continued next column)

This data can be a quick source to find kin. First use was by a gal looking for her grandfather. Spent an hour in the paper files. Took 1 minute to locate him and other relatives. She was almost in tears with the discovery!

A printer has been added to make the research even better. We'd be interested in hearing more success stories.

REMODELING AT THE FAMILY HISTORY LIBRARY


Just on the chance you might be going to Salt Lake City to research at the LDS Family History Library this is a brief update on its remodeling.

The remodeling is being done in such a manner that people can continue researching with only small inconveniences. Mainly, the family histories and biographies have been moved back from the Joseph Smith Memorial Building. Access to the microfilm has not changed. Many of the books on 1st floor are being moved to third floor.

The best suggestion is to check the FHL website at www.familysearch.org and look on the left hand column for "Family History Library Remodeling". And just as a safeguard in case one area is closed, bring multiple projects so you can turn to something else in case of an access glitch. The many nice improvements will be well worth any small inconveniences!

Wing and a Prayer

By Wayne Stroot



YELLOWSTONE GENEALOGY FORUM
c/o Family Billings Library
510 North Broadway
Billings, Montana 59101



FIRST CLASS MAIL

Address Correction Requested

Dues Expire: 7/1/05

5910149360 36



GEN-BUG NEWS

Coming Events

- July 27, 2004 YGF FAMILY PICNIC, 6:00 pm, NORTH PARK, Shelter House #1, Members bring your potluck dish, table service and beverage. Family and guests are welcome. Bug spray, optional.
- August 10, 2004 YGF Board Meeting, 7:00 pm at Ann Ferguson's, 312 Lewis Ave.
- August 24, 2004 6:30 pm Social, 7:00 pm Regular YGF meeting at LDS Church, 6th St. West and Ave. D, Cultural Hall. Program: John Willard and his son, Jack presenting a program about their ancestor, Alexander Willard of the Lewis and Clark Expedition.
- September 18, 2004 Montana Big Sky PAF User's Group meeting 10:00 am to 12:00, 6th St. West and Ave. D, Relief Society Room. Program: "Gen Smart". Program Chairman: Richard Davis.
- September 24 & 25, 2004 MSGS CONFERENCE at the Red Lion Colonial Inn, Helena (more information inside).
- September 28, 2004 6:30 pm Social, 7:00 pm Regular YGF meeting at LDS Church, 6th St. West and Ave. D, Cultural Hall. Program: Watch for Bang Up program on restarting your genealogical research. To be announced.
- September 16 & 17, 2005 MSGS CONFERENCE at Ruby's Inn, Missoula.