




Town of Venice

174-00

175-00

176-00

-  Tax Parcel Boundaries
-  Tax Map Sections (Sheets)



0 300 600 1200 1800 2400 3000
Feet

Cayuga County Department of Planning
and Economic Development

June 2009

184-00

185-00

186-00

187-00

194-00

195-00

196-00

197-00

198-00

205-00

206-00

207-00

208-00

209-00

216-00

217-00

218-00

219-00

220-00

226-00

227-00

228-00

229-00

230-00

